



NAVARA





Live life without limits

It's all about confidence. The feeling that whatever you want to do, wherever you want to go, you can count on the Navara to take you there. So get ready to take it to the next level, and make every day an adventure, with capability that opens up a whole new world for you to explore. The Navara is loaded with the tech you need, so you're ready to shift into available 4x4 and cruise rolling dunes or climb up rocky terrain with unmatched capability. Do it all with big, bold style. The Nissan Navara. Geared to excite. Pure, authentic, and ready for whatever comes next.

INTELLIGENT AROUND VIEW MONITOR¹

It's a tight squeeze, but you'll get through without a scratch

The path is so tight, you hold your breath going through. But you know you'll make it, with the Navara's advanced tech on your side. Wheel-scraping boulders? Severe drop-offs? Not to worry. Four cameras give you a 360-degree overhead view of obstacles. Think of it as your own high-tech spotter on board.



Off-road - On rough terrain, the Intelligent Around View Monitor¹ becomes your personal spotter. With a designated off-road mode², at slow speeds in 4 LO it gives you a clear view of the surrounding terrain, so you can see exactly where to place your front wheels.

Trailer Hook-up Having a 360-degree view¹ comes in especially handy when connecting to a trailer to help you place your Navara perfectly. It is also great when negotiating a tight parking spot.



Display screens from overseas model shown.

Wherever you go, bring a wingman

Just because you don't see them, doesn't mean they're not there. A car in your in blind spot, a pedestrian stepping off the curb. Someone zipping by as you're backing out of a crowded parking lot. But you can relax, because whatever comes your way, you've got a wingman on your side.



Intelligent Emergency Braking*

Help if you need it. It monitors your speed and distance between you and the car ahead and can let you know if you need to slow down. It can also automatically engage the brakes to help avoid a collision or lessen the severity of an impact.



Intelligent Blind Spot Intervention*

Change lanes with confidence. This feature keeps an eye on the blind spot area and gives you a heads-up if it detects a vehicle hiding there. If you begin to change lanes, the system alerts you, and can apply braking to help return your Navara to its original lane.



Intelligent Lane Intervention*

Stay between the lines. When lane markings are clear, Intelligent Lane Intervention can detect if you're straying out of your lane and can tap the brakes to help gently guide you back.



Rear Cross Traffic Alert*

Fear no parking lot. When you're backing out of your space, Rear Cross Traffic Alert watches around the rear of your Navara and can warn you about cars it detects creeping up on you from either side.



Intelligent Forward Collision Warning*

Navara is on the lookout when you can't see what's going on up there. Watching two vehicles ahead, when it detects sudden deceleration in front of you, it gives you a warning to slow down.



Intelligent Driver Alert*

Monitors your driving patterns and steering behaviour to detect changes from normal patterns. If inattention is observed, audible and visual alerts are presented.

OFF-ROAD TECH

Climb, crawl, conquer, and never turn back

You've picked a climb so remote, it isn't even on the map. Now you need advanced tech to make it your own. Slippery stuff? You'll push through like a pro with the Electronic Locking Rear Differential¹ engaged on 4WD models. Heavy-duty ruts and bumps? You're in complete control as the Navara's long-travel off-road suspension soaks up the big stuff and gives you a smooth ride. So when you're faced with challenging terrain, no worries – with the Navara, it's your playground.



Hill Descent Control¹ Helps make going down steep grades more manageable by automatically adjusting your speed and brake pressure to help keep you going at a controlled speed.



Hill Start Assist¹ When you're on a steep incline, hill start assist helps stop you from rolling backwards for a period of 2 seconds, allowing the driver to release the brake and accelerate.





ADVANCED TECH WITH TRAILER SWAY CONTROL

Escape the city – and get away to somewhere special

When you can bring what you want, where you want, it opens up a whole new world of adventure. Campsite off the beaten path? Easy. The Navara is ready with advanced tech and massive strength, including a fully boxed frame, strengthened rear axle and upgraded brakes for all Dual Cab models engineered for towing. Big trailer? No sweat. And with trailer sway control* giving you a smooth, straight ride you might even forget you've got your home-away-from-home in tow.

3,500 KG
Maximum braked
towing capacity†

1 TONNE
Payload across the
Dual Cab range*

*Towing capacity is subject to towbar/towball capacity and is based on the fitment of a Genuine Nissan towbar. Towing capacity figure described is a maximum figure. Actual towing capacity depends on the laden mass of the vehicle, driving conditions, fitment of any accessories or towing equipment limitations including the maximum towball download. The maximum towball download for this vehicle is 350kg. †Payload is the GVM minus the Kerb mass. The kerb mass does not include passengers, luggage, cargo, any accessories fitted or any towball download (as appropriate). Payload is distributed across both the front and rear axles, never exceed the GVM or the axle limits. *Driver's aid only, not a substitute for safe driving. Always monitor your surroundings.

FULLY BOXED, FULLY CAPABLE

Never bend in the face of adventure

Get axle-deep in fun. The Navara's toughness means confidence you can feel. So go ahead and challenge yourself. Cruise the dunes, crawl over boulders – even ford a stream. With a combination of strength and skill that comes from decades of building authentic off-road utes, the Navara will take you wherever you want to play.

Fully Boxed Frame Unlike some three-sided frames, a fully boxed ladder frame won't twist over uneven terrain. This means more strength, and ultimately, more capability.

5-Link Rear Suspension* the Navara's 5-link rear suspension helps give a smoother ride, even in severe conditions. It also provides a more comfortable ride for those in back.

Ground Clearance With generous ground clearance and superior approach and departure angles, the Navara is adept at fording ravines, and climbing seriously rocky terrain.



*Available on Dual Cab Pickup models only

TWO POWERFUL ENGINES

Embrace the awesome uphill battles

The challenge ahead is measured in vertical ascent instead of kilometers. And that's the beauty of it. The Navara has the power and torque you need to go where you want, when you want. Aim high, and start climbing.



2.3-L

Intercooled Twin Turbo Diesel

Efficiency and torque in one capable package. With a two-stage turbocharger and an optional quick-shifting 7-speed automatic transmission, you've got the power you need to tow and haul.

FUEL TYPE	DIESEL
FUEL ECONOMY	FROM 7.2L / 100KMS [†]
POWER	140KW @ 3,750RPM
TORQUE	450NM @ 1,500 - 2,000RPM
MAXIMUM TOWING	3,500 KG ^P

ST-X Dual Cab model shown

2.3-L

Single Turbo Diesel[†]

Legendary power and reliability. Hooked up to a 6-speed manual transmission, you have the efficiency you want, and the responsiveness and control that you need.


FUEL TYPE	DIESEL
FUEL ECONOMY	7.2L/100KMS [†]
POWER	120kW @ 3,750rpm
TORQUE	403Nm @ 1,500 - 2,500rpm
MAXIMUM TOWING	3,500 KG ^P

[†]Figures tested in accordance with ADR81/02 (combined test). Figures stated for the purposes of comparison amongst vehicles only. It is unlikely that this fuel consumption figure will be achieved in real world driving conditions. Actual fuel consumption & CO2 emissions depends on factors such as traffic conditions, vehicle condition, how you drive and any accessories fitted. ^{††}Only available on Single Cab Chassis 2WD MT SL and Dual Cab Pickup 2WD MT SL. ^PTowing capacity is subject to towbar/towball capacity and is based on the fitment of a Genuine Nissan towbar. Towing capacity figure described is a maximum figure. Actual towing capacity depends on the laden mass of the vehicle, driving conditions, fitment of any accessories or towing equipment limitations including the maximum towball download. The maximum towball download for this vehicle is 350kg.

UTILI-TRACK CHANNEL SYSTEM[†]

Squeeze the most out of every day

When you can bring all the toys, you can have an extraordinary day. Get up before the sun, load up your toys, grab a big coffee, and find that secret spot you can only reach with a real ute – the Navara is up for it. Mountain biking after that? Rock climbing? No problem – you've got easy access and a big bed to bring what you need, and Utili-track[†] to make sure your gear's locked down and secure. And with the available tubliner[‡] protecting your Navara, you'll protect your loadspace area for many extraordinary adventures to come.



Utili-track Channel System[†] Ideal for securing your cargo, this innovative system consists of two channels – two running the length of the pickup bed – plus four heavy-duty cleats letting you position stable tie-down points anywhere along the channels.



Integrated Bumper Step[‡] With a tub, getting to what you need is vital – especially when loaded. Navara's new integrated bumper step gives you easy access.

ST-X Dual Cab Pickup shown

[†]Genuine accessory fitted to this model. [‡]Only available on ST-X & PRO-4X. [‡]Pickup models only.



Don't just make the scene, be the scene

PRO-4X

When heads turn as soon as you pull up, you know it's going to be a great night. You're dressed with style that draws a crowd, thanks to blacked-out trim, tough fender flares for a wider presence and red-accented badges. And when you want to make a quick escape, 17" alloy wheels wrapped in all terrain tyres and Navara's 5-link rear suspension* let you get out of town in a flash.

*Dual Cab Pickup models only

SEAMLESS CONNECTIVITY

Find the nearest trailhead,
or the best DJ in town

Whether it's to beat the crowds – or be part of the crowd – advanced tech is your guide. Apple CarPlay® integration and Android Auto™ let you connect the way you want, and you can even customize the 8-inch touch-screen display like your favorite tablet.

NissanConnect

NissanConnect lets you seamlessly connect to your compatible smartphone, with Bluetooth® streaming audio, Voice Recognition, and Satellite Navigation* to keep you in the loop, and on the go.

Apple CarPlay® integration, equipped with Siri voice control, brings your contacts, favorite apps, music, maps, and more. Steering wheel controls give you easy access at your fingertips. Simply plug in your compatible iPhone and go.

Android Auto™, can get you where you're going with Google Maps™ as your guide, while Google Play™ Music provides the soundtrack along the way. Choose a song, change your destination, or respond to a text with your hands on the wheel using the hundreds of voice commands using Google Assistant™.

ADVANCED DRIVE-ASSIST DISPLAY

When you're well informed, you're in command

It's easy to be in control of the situation with the Navara's Advanced Drive-Assist Display. Helping keep your eyes on the road with less looking away means you're focused and relaxed whether you're dodging boulders or navigating city traffic. The Navara's 7-inch Advanced Drive-Assist Display puts key information right where you want it. With a quick look down, you can get info on everything from music information to navigation directions* and key driver's aid alerts. The inbuilt Intelligent Driver Alert system can even monitor your driving and suggest when you may need to take a break or stop for coffee.



Turn-by-turn Directions*

Driving Aids*

Intelligent Driver Alertness

Bluetooth® Audio

*Not available on SL. *Display from PRO-4X model shown. Information on display varies by grade.



REFINED INTERIOR

Find sanctuary wherever you go

Relax in so much comfort and style, you'll never want to leave. Whether it's a road trip with the crew or date night, you've got upscale accommodations with unique interior trim, and available on PRO-4X; red-accented logos and stitching. Make those long drives feel short with a quieter cabin featuring fatigue-reducing all day comfort seats and optional² leather-accented³ trim. Tailor your ride just the way you like with Dual Zone Climate Control⁴ and with a power adjustable driver's seat⁵, and recontoured rear seats on dual cab models with a new rear armrest and integrated cupholders in the back, every seat is the best seat in the house.

PRO-4X interior shown. ²Optional only on ST-X Auto. ³Leather accented features and upholstery may contain synthetic material. ⁴Only available on ST-X and PRO-4X.



CARGO AND STORAGE

Store it, hide it, lock it, love it

Life can be messy. Navara brings order to the chaos. Tuck things away with a high-capacity glove compartment, a roomy center console, and dedicated storage under the climate control. Keep your electronics charged up with handy USB ports. Nissan innovation is everywhere you look – the cupholders are great for holding drinks, and when not in use the “dogbone” design is perfectly shaped to hold your mobile.

2ND-ROW FLEXIBILITY

Flip it up, or just stretch out and enjoy

Navara maximizes storage inside and out. The rear seats on dual cab models feature under-seat storage to keep things from prying eyes, and can stay flipped up to help carry taller items. The rear seat in Dual Cab models feature a fold-down armrest with integrated cupholders, and have even been recontoured for more support – so your best friend will be comfortable on road trips, too.

PRO-4X interior shown.



NISSAN NAVARA

Everything on the agenda, and nothing off-limits

As soon as you look at your new Navara, your heartbeat gets a little faster. Because you know today's going to be exceptional – everything can be yours for the taking. The day starts with rugged looks that let you stand out from the crowd. But the real fun begins when you point that chiseled nose towards the horizon and hunt down excitement. Bring your friends – you've got plenty of room. Climb a mountain, cruise the desert, hit the beach. With power, capability and advanced tech along for the ride, it's a whole new world – your new world. So gear up for adventure, and get ready to go where you've never been before. This is what it's like to have an authentic ute.



SL



SL Configuration options

Available in 2.3L twin turbo diesel engine:

- Single Cab Chassis 2WD 7AT
- Single Cab Chassis 4WD 6MT or 7AT
- King Cab Chassis 2WD 7AT
- King Cab Chassis 4WD 7AT
- King Cab Pickup 4WD 7AT
- Dual Cab Pickup 2WD 7AT
- Dual Cab Chassis 4WD 6MT or 7AT
- Dual Cab Pickup 4WD 6MT or 7AT

Available in 2.3L single turbo diesel engine:

- Single Cab Chassis 2WD 6MT
- Dual Cab Pick 2WD 6MT

SL standard features:

- Intelligent Emergency Braking
- Intelligent Forward Collision Warning
- Intelligent Driver Alert
- Reversing camera (Pickup only)
- 7"Advanced Drive-Assist™ Display
- Electronic rear differential lock (4WD only)

- Automatic headlights
- 17" steel wheels
- 8" touchscreen with Apple CarPlay® and Android Auto™.
- Bluetooth® phone & audio streaming
- Trailer Sway Control
- Hill Descent Control (4WD only)
- Hill Start Assist
- Cloth seat trim
- Vinyl floors (SC & DC only)
- Carpet Floors (KC only)
- ISOFIX (Outboard rear seats on DC only)
- 7 Airbags (Front, Side Seat, Curtain, Driver Knee)
- Power adjustable door mirrors
- Tailgate Assist (PU only)


^CarPlay is a registered trademark of Apple Inc. Android Auto is a trademark of Google LMC. Compatible device and USB connection required. *Driver's aid only, not a substitute for safe driving. Always monitor your surroundings. IMPORTANT: The specifications for Single Cab variants referred to above are based on overseas models. Some specifications shown may differ from the final Australian models. Please check with your Nissan dealer for final specifications.



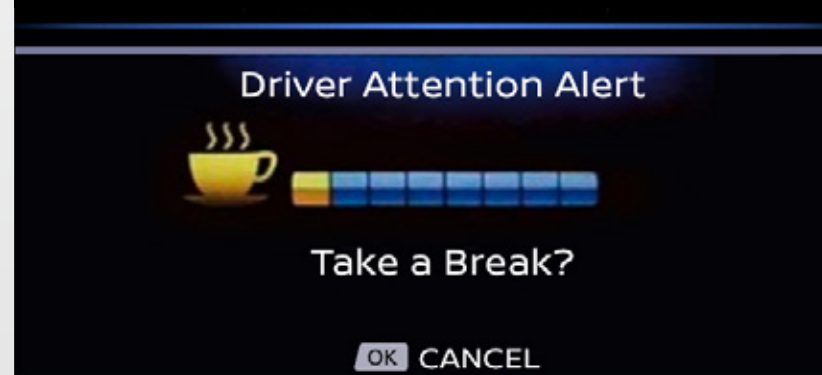
SL INTERIOR SHOWN



8.0" TOUCHSCREEN WITH APPLE CARPLAY® & ANDROID AUTO™.



INTELLIGENT EMERGENCY BRAKING*



INTELLIGENT DRIVER ALERTNESS*



REVERSE PARKING CAMERA (PICKUP ONLY)

ST



ST Configuration options

Available in 140kW 2.3L twin turbo diesel engine:
Dual Cab Pickup 2WD 7AT
Dual Cab Pickup 4WD 6MT & 7AT

ST includes SL features plus/or

- 17" alloy wheels
- Drive Mode Selector (Sport/Off-Road/Tow/Normal) (4WD AT only)
- Intelligent Off Road Monitor (4WD only)
- Around View Monitor with Moving Object Detection
- Reverse parking sensors
- Lane Departure Warning
- Intelligent Lane Intervention
- Blind Spot Warning
- Intelligent Blind Spot Intervention
- Rear Cross Traffic Alert
- High Beam Assist
- Satellite Navigation

- DAB+ Digital Radio
- Quad LED headlamps & LED fog and tail lamps
- LED Daytime Running Lights
- LED turn signals in door mirrors
- Privacy glass (second row & rear)
- Rear power sliding rear window
- Leather-accented* steering wheel and gear shift lever
- Carpet floors
- Day/night rear view mirror with electric anti-dazzle
- Automatic rain sensing wipers
- Heated door mirrors

Nissan Genuine Accessories fitted:

- Polished stainless steel single tube sportsbar

*Leather accented features and upholstery may contain synthetic material. *Driver's aid only, not a substitute for safe driving. Always monitor your surroundings.
†4WD only. Display from overseas model shown.



ST INTERIOR SHOWN



LANE DEPARTURE WARNING & INTELLIGENT LANE INTERVENTION*



QUAD-LED HEAD LAMPS AND LED FOG AND TAIL LAMPS



SATELLITE NAVIGATION & DIGITAL RADIO DAB+



INTELLIGENT OFF-ROAD AROUND VIEW MONITOR†

ST-X



ST-X Configuration options

Available in 2.3L twin turbo diesel engine:
King Cab Pickup 2WD 7AT
Dual Cab Pickup 2WD 7AT
Dual Cab Pickup 4WD 6MT & 7AT

ST-X includes ST features plus/or

- Intelligent Key with push button engine start
- Air conditioning - dual zone climate control
- Full size spare wheel - matching alloy
- Utili-Track 2-Channel Sliding Tie Down Hooks
- Tyre Pressure Monitoring System

Nissan Genuine Accessories fitted:

- Towbar[†]
- Polished stainless steel double tube sportsbar
- Tubliner
- Carpet floor mats

[†]Optional only on Dual Cab ST-X Auto. Standard on King Cab ST-X. *Optional only on Dual Cab ST-X 4WD Auto. [†]Towbar cross member, Tongue, Harness only. Tow ball, Safety Chain, D Shackle remain customer cost optional, dealer fit accessories. Genuine accessory fitted to this model. [†]Leather accented features and upholstery may contain synthetic material.

Option Pack 1[†]

- Leather accented[†] seat trim
- Heated front seats
- 8-way driver seat with power slide/recline/height adjustment
- Power lumbar support

Option Pack 2^{*}

- Leather accented[†] seat trim
- Heated front seats
- 8-way driver seat with power slide/recline/height adjustment
- Power lumbar support
- Sunroof (electric one-touch power tilt & slide)



ST-X INTERIOR SHOWN



DUAL-ZONE CLIMATE CONTROL AIR-CONDITIONING

INTELLIGENT KEY WITH PUSH BUTTON ENGINE START



TYRE PRESSURE MONITORING SYSTEM



TOWBAR[†]

PRO-4X



PRO-4X Configuration options

Available in 2.3L twin turbo diesel engine:
Dual Cab Pickup 4WD 6MT & 7AT

Features in addition to/replacing Dual Cab ST-X:

- All terrain tyres
- Black fender flares
- Black roof rails
- Black 17" PRO-4X alloy wheels
- Black painted door mirrors, side steps, grille and door handles
- Leather accented* PRO-4X seats
- Embroidered front seat PRO-4X logos with red-accent stitching
- Darkened styling theme with red accenting
- Full size spare wheel - steel

Nissan Genuine Accessories fitted:

- Towbar[‡]
- Black stainless steel double tube sportbar with sail panel
- Tubliner
- Carpet floor mats

*Leather accented features and upholstery may contain synthetic material. [‡]Towbar cross member, Tongue, Harness only. Tow ball, Safety Chain, D Shackle remain customer cost optional, dealer fit accessories. IMPORTANT: The specifications for PRO-4X shown throughout are based on overseas models. Some specifications shown may differ from the final Australian models. Please check with your Nissan dealer for final specifications. [‡]Genuine accessory fitted to this model.



PRO-4X INTERIOR SHOWN



ALL TERRAIN TYRES



BLACK FENDER FLARES WITH RED ACCENTING



LEATHER ACCENTED* PRO-4X SEATS



BLACK STAINLESS STEEL DOUBLE TUBE SPORTS BAR WITH SAIL PANEL[‡]

CHOOSE YOUR COLOUR



Black Star[•]



Brilliant Silver^{•*}



Forged Copper^{•*}



Twilight Grey^{•*}



White Pearl^{•*}



Solid White[•]



Burning Red^{•*}



Stealth Grey^{•*}

[•]Premium paint available at extra cost. [•]Only available on PRO-4X. [•]Not available on PRO-4X. [•]Pickup models only.

A complete ownership experience to help you get the most out of your Nissan. It includes the following:

NISSAN CAPPED PRICE SERVICE

All Nissan vehicles first registered from 1 January 2018 are eligible for Nissan Capped Price Service*. As part of this servicing program, we've capped the maximum price you'll pay for the first six services according to your vehicle's service schedule.

5 YEAR/UNLIMITED KILOMETRE WARRANTY

Receive assurance with a 5 year/ unlimited kilometre warranty.[†]

5 YEARS ROADSIDE ASSISTANCE

No matter where you're planning to journey, you'll have the peace of mind of knowing that if you lock your keys in the car, have a flat tyre or battery, or run out of fuel, we'll help get you back on the road at no charge[†].

FACTORY-TRAINED TECHNICIANS

Using dedicated diagnostic equipment and Nissan Genuine Parts they'll keep your vehicle in top condition.

NISSAN GENUINE ACCESSORIES

Your Nissan Dealer can show you a variety of Nissan Genuine Accessories to protect, enhance and personalise your Nissan Navara.

FINANCIAL SERVICES

Choose from a range of finance options at very competitive rates and terms, as well as various insurance solutions to protect you and your vehicle.

For more information please visit nissan.com.au/owners, ask your Nissan Dealer or phone 1800 035 035 during normal AEST business hours.



FINANCIAL SERVICES

^{*}Ask your Nissan Dealer to explain exactly what items are covered in each Scheduled Service. Applies for up to 6 years/120,000km (whichever occurs first). Some exclusions apply. Ask your Nissan Dealer or visit nissan.com.au/service to find out more and for full terms and conditions. [†]New Vehicle Warranty expires 60 months from date of first registration. Conditions apply. See nissan.com.au for more details. NOTE: Our goods come with guarantees that cannot be excluded under the Australian Consumer Law. You are entitled to a replacement or refund for a major failure and compensation for any other reasonably foreseeable loss or damage. You are also entitled to have the goods repaired or replaced if goods fail to be of acceptable quality and the failure does not amount to a major failure. [†]Terms and conditions apply, please visit nissan.com.au/roadsideassistance. All illustrations, information and specifications presented and referred to in this brochure were correct at the time this brochure was approved for printing. The colours in the photographs may vary from actual colours. Nissan Motor Co (Australia) Pty. Ltd. may at its discretion at anytime and without prior notice discontinue or change the models, features, specifications, designs and prices of the products referred to in this brochure and any optional equipment without incurring any liability whatsoever to any purchaser or prospective purchaser of any such products. Always consult your Nissan Dealer for the latest information on models, specifications, features, prices, options and availability. Nissan Motor Co (Australia) Pty. Ltd. ACN 004 663 156. Updated March 2021.

SPECIFICATIONS

	Single Cab RX Cab Chassis 4x2 ^p	Single Cab DX Cab Chassis 4x4 ^p	Single Cab RX Cab Chassis 4x4 ^p
Engine			
YS23DDTT 2.3 litre intercooled twin turbo-diesel, DOHC		•	•
YS23DDT 2.3 litre intercooled single turbo-diesel, DOHC	•		
Maximum power (kW@rpm)	120 @ 3,750	140 @ 3,750	140 @ 3,750
Maximum torque (Nm@rpm)	403 @ 1,500-2,500	450 @ 1,500-2,500	450 @ 1,500-2,500

Transmission			
6-speed manual	•		•
7-speed automatic with manual mode		•	Opt
Transfer Case - Dual Range 4x4 with electronic 4WD selection			•

Dimensions			
Overall length (mm)	5,120	5,120	5,120
Overall width (excl. side mirrors) (mm)	1,850	1,850	1,850
Overall height (mm)	1,765	1,765	1,770
Wheelbase (mm)	3,150	3,150	3,150
Min. turning circle (kerb to kerb) (m)	12.6	12.6	12.5
Ground clearance unladen (mm)	212	212	224
Approach angle (degrees)	31.1	31.1	32.1
Departure angle (degrees)	29.2	29.2	28.8
Ramp breakover angle (degrees)	23.4	23.4	24.2

Weights			
Gross Vehicle Mass (GVM ^{**}) (kg)	2,910	2,910	2,910
Gross Combined Mass (GCM [#]) (kg)	5,910	5,910	5,910
Kerb mass ⁻ manual/automatic (kg)	1,628	1,654	1,724 / 1,735
Payload ^Δ manual/automatic (kg)	1,282	1,256	1,186 / 1,175
Front Axle Capacity (kg)	1,490	1,490	1,490
Rear Axle Capacity (kg)	1,850	1,850	1,850

Towing Capacity[†]			
Trailer without brakes (kg)	750	750	750
Trailer with brakes (kg)	3,500	3,500	3,500
Maximum towball download (kg)	350	350	350

Fuel			
Fuel tank capacity (litres)	80	80	80
Fuel consumption (combined cycle ADR 81/02) (manual/automatic) (L/100km) [∞]	7.2	7.6	7.2 / 7.8

Mechanical			
Front suspension - Independent double-wishbone with front stabiliser bar	•	•	•
Rear suspension - Leaf spring	•	•	•

^p IMPORTANT: The specifications for PRO-4X and Single Cab grades shown throughout are based on overseas models. Some specifications shown may differ from the final Australian models. Please check with your Nissan dealer for final specifications.

^{**} GVM = Gross Vehicle Mass. GVM is the maximum laden mass of a motor vehicle.

⁻ Kerb mass = unladen mass of vehicle with full fuel, excludes tray body for Cab Chassis vehicles.

^Δ Payload is the GVM minus the Kerb mass. The kerb mass does not include passengers, luggage, cargo, any accessories fitted or any towball download (as appropriate). Payload is distributed across both the front and rear axles, never exceed the GVM or the axle limits.

[∞] Figures tested in accordance with ADR81/02 (combined test). Figures stated for the purposes of comparison amongst vehicles only. It is unlikely that this fuel consumption figure will be achieved in real world driving conditions. Actual fuel consumption & CO2 emissions depends on factors such as traffic conditions, vehicle condition, how you drive and any accessories fitted.

[#] Gross Combined Mass with braked trailer.

[†] Towing capacity is subject to towbar/towball capacity and vehicle laden condition. The capacity may be reduced if a non genuine Nissan towbar is fitted. The permitted download is directly related to the laden mass of vehicle. Towbar Assembly Kit includes towbar cross member, tongue and harness. Tow ball, safety chain and D shackle remain customer cost optional dealer fit accessories.

	King Cab SL Cab Chassis 4x2	King Cab SL Cab Chassis 4x4	King Cab SL Pick Up 4x4	King Cab ST-X Pick Up 4x4
Engine				
YS23DDTT 2.3 litre intercooled twin turbo-diesel, DOHC	•	•	•	•
Maximum power (kW@rpm)	140 @ 3,750	140 @ 3,750	140 @ 3,750	140 @ 3,750
Maximum torque (Nm@rpm)	450 @ 1,500-2,500	450 @ 1,500-2,500	450 @ 1,500-2,500	450 @ 1,500-2,500

Transmission				
7-speed automatic with manual mode	•	•	•	•
Transfer Case - Dual Range 4x4 with electronic 4WD selection		•	•	•

Dimensions				
Overall length (mm)	5,260	5,260	5,260	5,311
Overall width (excl. side mirrors) (mm)	1,850	1,850	1,850	1,850
Overall height (mm)	1,805	1,810	1,810	1,815
Wheelbase (mm)	3,150	3,150	3,150	3,150
Min. turning circle (kerb to kerb) (m)	12.6	12.5	12.5	12.5
Ground clearance unladen (mm)	212	224	224	229
Approach angle (degrees)	31.2	32.4	32.4	33.1
Departure angle (degrees)	24.7	24.5	24.5	18.8
Ramp breakover angle (degrees)	27.0	26.7	23.4	23.7
Cargo Bed - length floor (mm)	-	-	1,851	1,851
Cargo Bed - length top (mm)	-	-	1,788	1,788
Cargo Bed - width floor (mm)	-	-	1,560	1,560
Cargo Bed - width top (mm)	-	-	1,490	1,490
Cargo Bed - width between wheel arches (mm)	-	-	1,134	1,134
Cargo Bed - tailgate opening width (mm)	-	-	1,360	1,360
Cargo Bed - height (mm)	-	-	470	470

Weights				
Gross Vehicle Mass (GVM ^{**}) (kg)	2,910	2,910	2,910	2,910
Gross Combined Mass (GCM [#]) (kg)	5,910	5,910	5,910	5,910
Kerb mass ⁻ (kg)	1,733	1,814	1,944	2,039
Payload ^Δ (kg)	1,177	1,096	966	876
Front Axle Capacity (kg)	1,490	1,490	1,490	1,490
Rear Axle Capacity (kg)	1,850	1,850	1,850	1,850

Towing Capacity[†]				
Trailer without brakes (kg)	750	750	750	750
Trailer with brakes (kg)	3,500	3,500	3,500	3,500
Maximum towball download (kg)	350	350	350	350

Fuel				
Fuel tank capacity (litres)	80	80	80	80
Fuel consumption (combined cycle ADR 81/02) (L/100km) [∞]	7.6	7.8	7.8	7.8

Mechanical				
Front suspension - Independent double-wishbone with front stabiliser bar	•	•	•	•
Rear suspension - Leaf spring	•	•	•	•

	Dual Cab SL Pick Up 4x2 Manual	Dual Cab SL Pick Up 4x2 Auto	Dual Cab ST Pick Up 4x2 Auto	Dual Cab ST-X Pick Up 4x2 Auto	Dual Cab SL Cab Chassis 4x4	Dual Cab SL Pick Up 4x4	Dual Cab ST Pick Up 4x4	Dual Cab ST-X Pick Up 4x4	Dual Cab PRO-4X Pick Up 4x4 ^p
Powertrain									
YS23DDTT 2.3 litre intercooled twin turbo-diesel, DOHC		•	•	•	•	•	•	•	•
YS23DDT 2.3 litre intercooled single turbo-diesel, DOHC	•								
Maximum power (kW@rpm)	120 @ 3,750	140 @ 3,750	140 @ 3,750	140 @ 3,750	140 @ 3,750	140 @ 3,750	140 @ 3,750	140 @ 3,750	140 @ 3,750
Maximum torque (Nm@rpm)	403 @ 1,500-2,500	450 @ 1,500-2,500	450 @ 1,500-2,500	450 @ 1,500-2,500	450 @ 1,500-2,500	450 @ 1,500-2,500	450 @ 1,500-2,500	450 @ 1,500-2,500	450 @ 1,500-2,500

Transmission									
6-speed manual	•				•	•	•	•	•
7-speed automatic with manual mode		•	•	•	Opt	Opt	Opt	Opt	Opt
Transfer case - Dual range 4x4 with electronic 4WD selection					•	•	•	•	•

Dimensions									
Overall length (mm)	5,260	5,260	5,260	5,311	5,260	5,260	5,260	5,311	5,311
Overall width (excl. side mirrors) (mm)	1,850	1,850	1,850	1,850	1,850	1,850	1,850	1,850	1,875
Overall height (mm)	1,810	1,810	1,810	1,815	1,825	1,825	1,825	1,830	1,855
Wheelbase (mm)	3,150	3,150	3,150	3,150	3,150	3,150	3,150	3,150	3,150
Min. turning circle (kerb to kerb) (m)	12.6	12.6	12.6	12.6	12.5	12.5	12.5	12.5	12.5
Ground clearance unladen (mm)	213	213	213	214	220	220	220	224	220
Approach angle (degrees)	31.1	31.1	31.1	31.8	32.4	32.0	32.0	32.7	32.0
Departure angle (degrees)	25.3	25.3	25.3	19.6	26.8	26.0	26.0	20.3	19.8
Ramp breakover angle (degrees)	21.8	21.8	21.8	22.1	22.0	22.9	22.9	23.2	22.9
Cargo Bed - length floor (mm)	1,509	1,509	1,509	1,509	-	1,509	1,509	1,509	1,509
Cargo Bed - length top (mm)	1,469	1,469	1,469	1,469	-	1,469	1,469	1,469	1,469
Cargo Bed - width floor (mm)	1,560	1,560	1,560	1,560	-	1,560	1,560	1,560	1,560
Cargo Bed - width top (mm)	1,490	1,490	1,490	1,490	-	1,490	1,490	1,490	1,490
Cargo Bed - width between wheel arches (mm)	1,134	1,134	1,134	1,134	-	1,134	1,134	1,134	1,134
Cargo Bed - tailgate opening width (mm)	1,360	1,360	1,360	1,360	-	1,360	1,360	1,360	1,360
Cargo Bed - height (mm)	519	519	519	519	-	519	519	519	519

Weights									
Gross Vehicle Mass (GVM ^{**}) (kg)	3,070	3,070	3,070	3,070	2,910	3,150	3,150	3,150	3,150
Gross Combined Mass (GCM [#]) (kg)	5,910	5,910	5,910	5,910	5,910	5,910	5,910	5,910	5,910
Kerb mass ⁻ manual/automatic (kg) +5kg with leather-accented#/power/heated seat option# on ST-X +11kg with sunroof option pack on ST-X	1,924	1,950	1,978	2,059	1,891 / 1,900	2,024 / 2,033	2,053 / 2,062	2,134 / 2,142	2,137 / 2,146
Payload ^Δ manual/automatic (kg) -5kg with leather-accented#/power/heated seat option# on ST-X -11kg with sunroof option pack on ST-X	1,146	1,120	1,092	1,027	1,019 / 1,010	1,126 / 1,117	1,097 / 1,088	1,032 / 1,024	1,013 / 1,004
Front Axle Capacity (kg)	1,490	1,490	1,490	1,490	1,490	1,490	1,490	1,490	1,490
Rear Axle Capacity (kg)	1,850	1,850	1,850	1,850	1,850	1,850	1,850	1,850	1,850

Towing Capacity[†]									
Trailer without brakes (kg)	750	750	750	750	750	750	750	750	750
Trailer with brakes (kg)	3,500	3,500	3,500	3,500	3,500	3,500	3,500	3,500	3,500
Maximum towball download (kg)	350	350	350	350	350	350	350	350	350

Fuel									
Fuel tank capacity (litres)	80	80	80	80	80	80	80	80	80
Fuel consumption (combined cycle ADR 81/02) (manual/automatic) (L/100km) [∞]	7.2	7.6	7.6	7.6	7.3 / 7.9	7.3 / 7.9	7.3 / 7.9	7.3/7.9	7.5/8.1

Mechanical									
Front suspension - Independent double-wishbone with front stabiliser bar	•	•	•	•	•	•	•	•	•
Rear suspension - 5-link with shock absorber	•	•	•	•	•	•	•	•	•
Rear suspension - Leaf spring					•				



**NISSAN
INTELLIGENT
MOBILITY**

Nissan Intelligent Mobility guides everything we do. At Nissan, we use new technologies to transform cars from mere transportation. Together the journey is more confident, connected, and exciting. Whether it is cars that share the task of driving or highways that charge your EV as you go along, it's all in the very near future. And it's a future already taking shape in the Nissan you drive today.



Follow us
@Nissan_Aus



Like us:
Nissan Australia



Check out
NissanAustralia

nissan.com.au